

QUARTERMASTER REFERENCE FILES

Classification: Costuming


Subdivision: Articles- Starfleet to Klingon Conversion

Source: The Disruptor Vol. III No. VI July 1991

A RENEGADE'S OUTFIT or WHAT A FED TUNIC SHOULD LOOK LIKE

When Lt (jg) Lori-Ann Tracey left the Feds and joined the more superior organization, she needed a new look! So she paid a desperate visit to the Lady Kizbet vestai-Dyzala, the fashion mogul of KAG/Kanada. Did she have a look for her!!!

Taking her basic fed tunic from the movies, they ripped off the sleeves! Then replaced the white turtleneck with a black one. (For winter, in summer go without! All the yuppies do!) We added a wide black belt with Klingon buckle, and a six-foot gold sash, for that change around look. Then a quick trip to the quartermaster for custom insignia. Taking the basic Fed badge of the



Enterprise arrow, we ripped that off. We replaced it with a Klingon Trefoil, retaining the rectangular background. (See Figure 1) The wimpy short fed boots were replaced by a warrior's knee high boots. (Horns optional.) Replace the fed uniform trousers with a pair of plain black trousers or black leggings. Add a pair of fingerless gloves and you are all set!

To get this look is rather simple. Go to your nearest Star Trek Convention Dealer's

QUARTERMASTER REFERENCE FILES

Room. Purchase a movie uniform pattern. (This method is much easier than making your own. I know, because I made my own!) When assembling the tunic, don't add sleeves. Open both sides of front for lapels, don't add shoulder tag. (This is for simplicity's sake as well as looks.) Black turtle neck, what else needs to be said. Six foot sash, any colour, use your imagination! (Or it can be shorter.) Knee high black boots. Check your local tack or riding supply store, for rubber riding boots. They look good, are easy

to clean and much cheaper than leather. For Renegade insignia, contact Quartermaster Kiva. Add the decorations and medals you have received and you are ready to raid a Feddie outpost in style.

For those of you who don't have the resources yet, dressing in basic black and adding a sash of any colour, as long as it drapes diagonally from one shoulder to the opposite hip, will do for a start.

Kizbet / K'Lori-Ann




Figure 2a

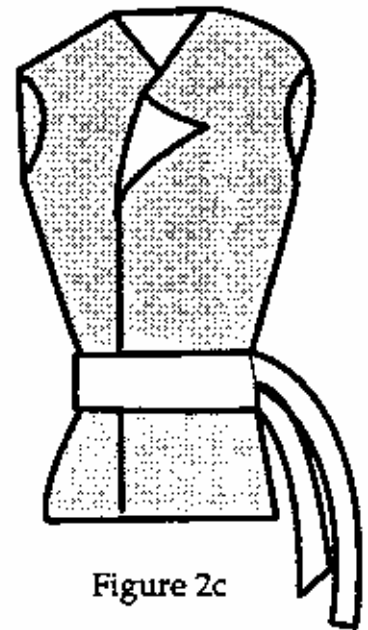


Figure 2c

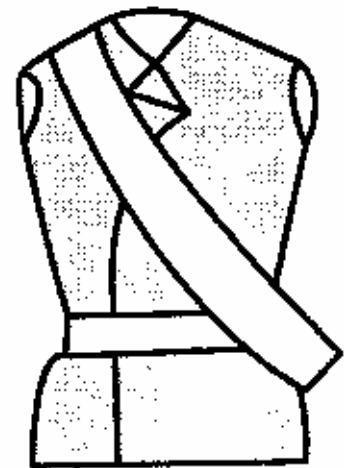


Figure 2b

QUARTERMASTER REFERENCE FILES

Classification: Costuming

Subdivision: Articles-Klingon-look Uniform Shirt

There are a lot of fans that want uniforms & can't afford them. A lot of these people won't join us cause they are embarrassed to be without a uniform; don't feel really a part of things or truly Klingon. So- I have devised a simple but good looking Klingon shirt that I started out with. It is inexpensive but impressive and that is important.


You get the pattern for the ST:NG uniform shirt of Starfleet; the one that is currently used on this show. You can purchase this pattern in Sm, M, L & XL-Male & Female, through Lincoln Enterprises & usually in the dealers room at most media Conventions. It is the same pattern they use at the Studio.

Now you only have to change the pattern a little:

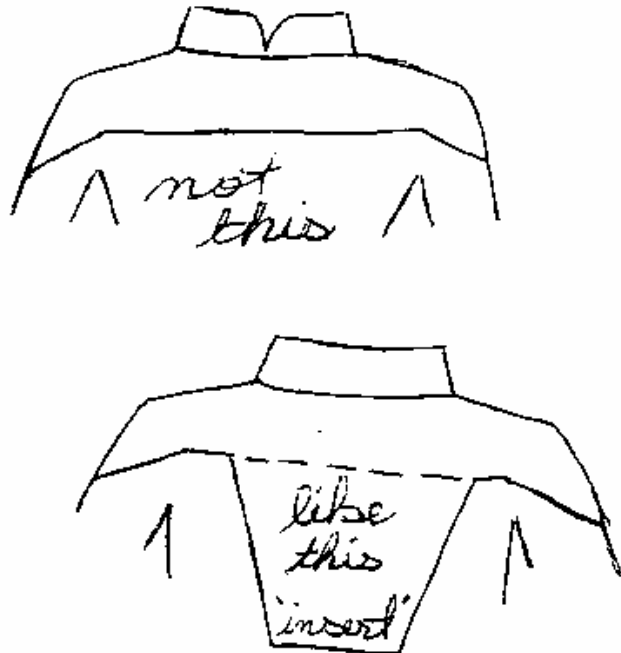


You do not change the seams at all meaning- how you sew the pattern pieces together. You change, however, the color arrangement of the fabrics in the pattern. The 'insert' is cut into the front pattern piece as well as the back. So you draw this piece on the pattern & then cut it & when you cut this piece you must add the seam allowance to both pieces:

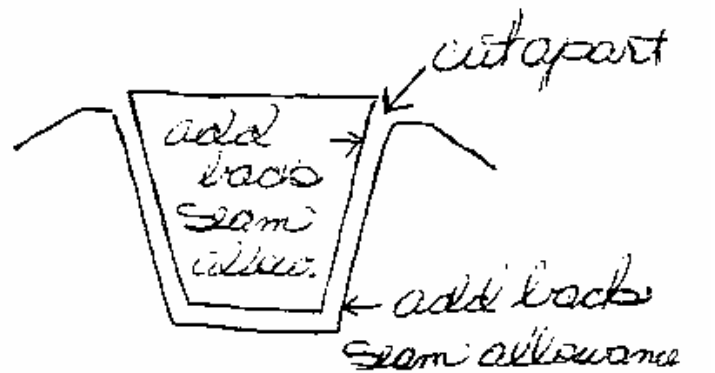
The neck is not cut down in front like in the pattern:



The front & back has a difference as well in the pattern:

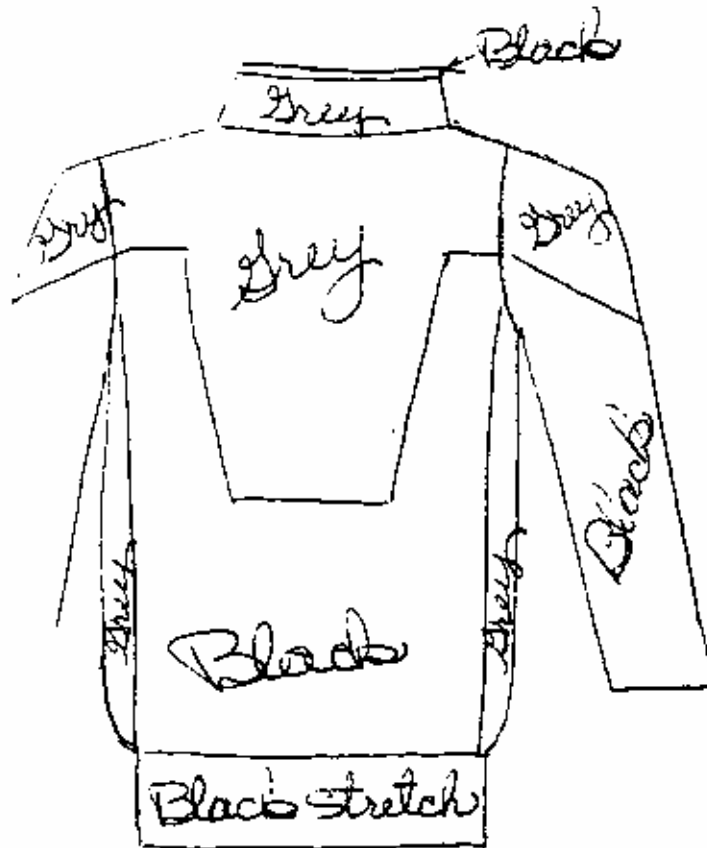


Front & Back
(the front piece is a little longer than the back piece)



QUARTERMASTER REFERENCE FILES

You use black & grey, either sweat-shirt fleece or tee-shirt fabric. The entire shirt is black except for the shoulders, neck, insert, & sides of shirt under the arms. The waist band is a heavy weight stretch fabric.



You can wear a Klingon Battle Sash & your circular collar Rank Pins as well very smartly on this shirt.